



# Think, Try, Fix, Share: Inclusive Engineering Activities for Young Children

Angi Stone-MacDonald  
California State University, San Bernardino  
& Amanda Wiehe Lopes  
University of Massachusetts, Boston

BROOKES | © 2023 Brookes Publishing. All rights reserved.

1

---

---

---

---

---

---

---

---

## Agenda



- Engineering Design Cycles for Children
- Including all Children in STEM Activities
- Activity Demonstration ideas
- Q and A

BROOKES | © 2023 Brookes Publishing. All rights reserved.

2

---

---

---

---

---

---

---

---



## Children *need* and *use* Critical Thinking Skills To Solve Problems

BROOKES | © 2023 Brookes Publishing. All rights reserved.

3

---

---

---

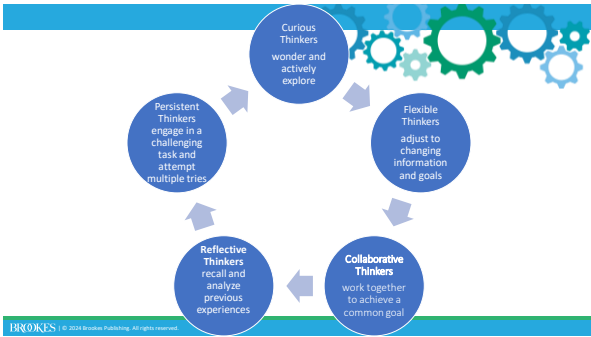
---

---

---

---

---



BROOKES © 2023 Brookes Publishing. All rights reserved.

4

---

---

---


---

---

---

---

---



## Engineering Design For Young Students with and without delays and disabilities

BROOKES © 2023 Brookes Publishing. All rights reserved.

5

---

---

---

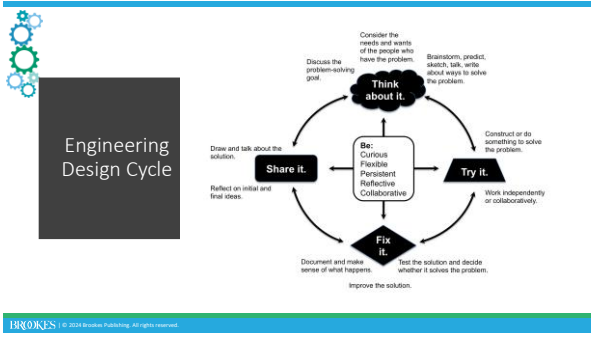
---

---

---

---

---



BROOKES © 2023 Brookes Publishing. All rights reserved.

6

---

---

---

---

---

---

---

---





### Overview for Flexible Thinking Lesson

Planning Stage	Description
What is the goal of the activity?	React to a problem - seeks to achieve a specific goal
Materials:	<i>What will Fit?</i> By Grace Lin Basket Various items for the basket/container that fit and don't fit
Read the book together and make a "will it fit" game.	Read the book. Have a basket or bucket or pan, with different kinds of objects such as play foods. Ask babies what will fit in their basket. Is it too big? Is it too small? Is it just right?
Wonder and ask questions:	What food can we fit in this basket? Does this one fit or is it too big? Can we fit more than one in there?
Extend and Modify the Experience	Extend this activity by looking for opportunities to talk with infants about trying different things as they play to encourage curiosity and the ability to find alternative solutions to problems.
Follow the infant's lead	Younger infants can explore the items and watch you put items into the basket. Older babies can fill the basket while you narrate their efforts to test what fits, describing items as too big, too small, or just right.

13

---

---

---

---

---

---

---

---

---

---

### Things that can fit in baskets

- Fruit
- Clothes
- Toys
- Buttons
- Books
- What else?



14

---

---

---

---

---

---

---

---

---

---

### Let's collaborate ...



Whole Whale by Karen Yin

15

---

---

---

---

---

---

---

---

---

---






## Thank you!

You can find us at:  
Angi Stone-MacDonald  
[Angi.stone-macdonald@csusb.edu](mailto:Angi.stone-macdonald@csusb.edu)

Amanda Wiehe Lopes  
[amanda.lopes@umb.edu](mailto:amanda.lopes@umb.edu)

For more resources, scan the QR code and look at the blog entries.



---

---

---

---

---

---

---

---